

# QUEEN

## PROFESSIONAL SERIES

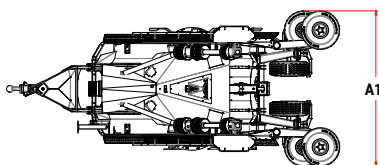
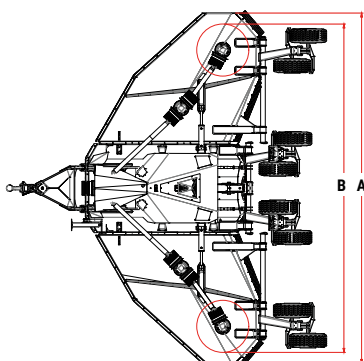
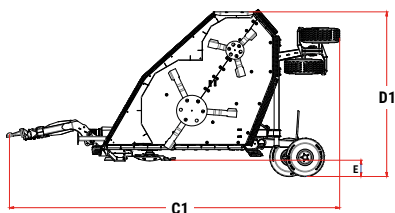
GRASS MAINTENANCE, STRAW, POTATOES, CORN, ARTICHOKE, WIDE GREEN AREAS SET-ASIDE, PASTURES, SUNFLOWER STALKS, SORGHUM, TOBACCO



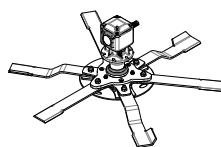
100 - 250 HP

THE BEST HAS A NAME

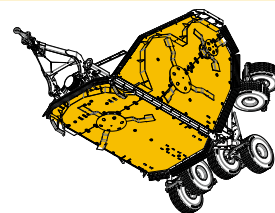
# MORSI



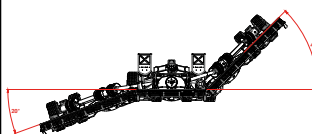
### STRENGTH POINTS



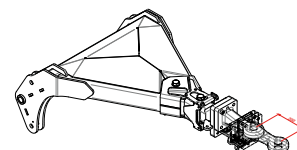
SPEED 105 METERS PER SECOND



REMOVABLE HARDOX DOUBLE SKIN



WORKING ANGLE 45° UP / 20° DOWN



TELESCOPIC DRAWBAR WITH Ø 40 MM EYE

QUEEN	A cm	A1 cm	B cm	D cm	D1 cm	E* cm
510	513	275	471	116	220	30
670	673	287	631	116	305	30
870	873	299	831	116	377	30






\*Max. Height during transport

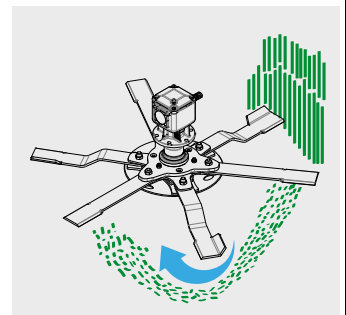
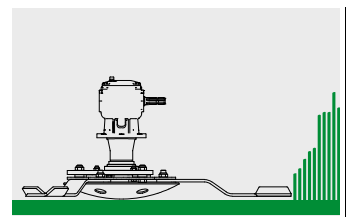


DIRECTION OF ROTATION OF P.T.O.

QUEEN	510	670	870
-------	-----	-----	-----

### TECHNICAL SPECIFICATIONS

Cutting box width		513 cm	673 cm	873 cm
Working width		470 cm	630 cm	830 cm
Machine weight		2380 - 2500 kg	2980 - 3100 kg	4280 - 4400 kg
	knives <b>standard</b> max Ø 10 cm	9	15	15
	knives <b>optional</b> max Ø 10 cm	18	30	30
	A	Ø 1660 x 3 mm	Ø 1660 x 3 mm	Ø 1750 x 5 mm
Max cutting height		2/40 cm	2/40 cm	2/40 cm
		3	5	5
		Ø 40 mm	Ø 40 mm	Ø 40 mm
RPM PTO	1000	Rotor revolutions / peripheral tool speed	105 m/sec tool speed	105 m/sec tool speed
HP max transmission		250 hp	250 hp	250 hp
Utilization		trailed rear		



QUEEN	510	670	870
<b>MACHINE</b>			
Removable Hardox double skin	✓	✓	✓
Hydraulic and mechanic security lock for road transportation	✓	✓	✓
Light bar for road traffic	✓	✓	✓
Telescopic drawbar with Ø 40 mm eye	✓	✓	✓
8 12-ply-wheels	✓	✓	✓
Lateral and central Hardox skids	✓	✓	✓
Knives thickness 12 mm	✓	✓	✓
Security chains for the towing	✓	✓	✓
Working angle 45° up / 20° down	✓	✓	✓
Front and rear protection chains	✓	✓	✓
Transport security belt	✓	✓	✓
Wheel scrapers	✓	✓	✓
<b>OPTIONAL</b> Front roll-bar protection			
<b>OPTIONAL</b> Ball hitch towbar K80			
<b>OPTIONAL</b> 6 Knives mulching kit			
<b>TRANSMISSION</b>			
Transmission in oil bath with free wheel	✓	✓	✓
Transmission with 5 disc-clutches	✓	✓	✓
Wide-angle cardan shaft 1" 3/8 Z6 + 1" 3/4 Z6 with free wheel	✓	✓	✓
<b>OPTIONAL</b> Wide-angle cardan shaft 1" 3/4 Z6 + 1" 3/4 Z6 with free wheel			

