

**SILOKING**



# TrailedLine



**Feed mixing technology**

# Quality and reliability – worldwide

SILOKING Mayer Maschinenbau GmbH produces innovative feeding technology and distributes it in more than 50 countries all over the world. The owner-managed family company is based in Tittmoning in Bavaria. With more than 500 employees and latest production methods, agricultural machines “Made in Germany” are developed and manufactured with high quality standards.

## simply | intelligent | feeding

All of SILOKING’s considerations refer to “simply | intelligent | feeding” – focusing on the requirements of the cow and the farmer, finding solutions and implementing them.

Thanks to our innovative products and intelligent solutions for modern feeding technology, we support future-oriented farms that think progressively and want to successfully develop sustainable management of their dairy farms.



## Reliability

The series production as well as continuous quality and end controls ensure highest quality standard and efficient production, because serial production creates reliability. At SILOKING, the high level of vertical integration also involves comprehensive documentation and organization of spare parts supply.



## Experience

With over 37,750 units in the market, SILOKING has wide experience in manufacturing absolutely reliable, durable and efficient products. Flexible assembly lines allow an up-to-date product mix and high production output.

**SILOKING Canada Ltd.**

Sales and service for  
Canada and USA.

**Putnam (CA)**

**SILOKING Elbe/Weser**

Sales and service.

**Gnarrenburg (DE)**

**SILOKING Slovakia**

Production.

**Záhorská Ves (SK)**

**SILOKING Rus OOO**

Sales and service for Russia.

**Lipetsk (RU)**

**Tittmoning (DE)**

**SILOKING Headquarters**

Development, innovation and production  
for all markets. Sales in Europe and  
international markets.

**Beijing (CN)**

**SILOKING Agricultural  
Machinery Beijing Co. Ltd.**

Sales and service for  
Chinese market and Asia.

High quality



**MADE IN GERMANY**

**SILOKING**

**SILOKING do Brasil**

Sales and service for  
South America.

**São José do Rio Preto (BR)**

**Security**

Active sales worldwide through our own subsidiaries in Russia, Brazil, Canada and China as well as audited partners make SILOKING a competent producer. Thanks to experts and comprehensive spare parts inventory on site, purchasing a SILOKING is a reliable thing worldwide.

# TrailedLine 4.0

## SILOKING 4.0, the new standard

SILOKING 4.0 sets a new standard when it comes to maximum efficiency, productivity and profitability. SILOKING's innovative products prove that placing your trust in the technology of one of the world's leading professional feeding equipment manufacturers means benefiting from state-of-the-art technology – with all the performance you will need tomorrow.



### Compact 7 m<sup>3</sup> - 14 m<sup>3</sup>

Small and compact and with all the benefits of a big feed mixer. It is especially suited for use in confined buildings.

Page 24 - 25



### Premium 1814 / 2218 / 3022 14 m<sup>3</sup> - 30 m<sup>3</sup>

It combines all the features of the master class of feed mixing technology and adapts itself individually to any requirements.

Page 26 - 27



### System 1000+ 3327 / 4535 27 m<sup>3</sup> - 45 m<sup>3</sup>

Designed for the requirements of large farms with particularly high loading quantities per mix or with long transport distances.

Page 28 - 29



## Successful concepts

SILOKING Innovations are based on intensive research, the practically experienced developers' know-how and intensive test series on farms. The focus is always on the requirements of modern agriculture. First-class feed quality is as important as are reliability, safety, long life and efficiency of the machines.



### **Duo Avant 2014** 14 m<sup>3</sup> - 22 m<sup>3</sup>

It combines high volume utilization, even with a high percentage of long-fibred feed, with a particularly compact design.

Page 30 - 31



### **Duo Avant 3227** 27 m<sup>3</sup> - 32 m<sup>3</sup>

High capacity and low power requirement, one hopper filling feeds min. 200 cows.

Page 32 - 33



# TrailedLine 4.0

Trailed vertical feed mixers from 7 m<sup>3</sup> to 45 m<sup>3</sup>





# TrailedLine 4.0 in detail



## Mixing

Page 8 - 11

Turbo auger, mixing hopper, gearbox



## SILONOX

Page 12 - 13

Discharge, wedge-shaped hopper recesses, hopper, turbo auger



## Chassis

Page 14 - 15

Frame, load cells



## Feed discharge

Page 16 - 19

Cross conveyor belt, discharge door, foldable conveyor belt



## SILOKING Data

Page 20 - 21

Radio-controlled weighing system, control



## SILOKING Feeding Management

Page 22 - 23

Feeding Management Software (free of charge)



## Models

Page 24 - 33

Compact, Premium 1814 / 2218 / 3022, System 1000+ 3327 / 4535, Duo Avant 2014, Duo Avant 3227



## Accessories

Page 34 - 37

SILOKING Vario®, straw blower, bedding belt, TwinLift, other accessories

# The heart of the feed mixer

8  
SILOKING  
4.0



SILOKING **TrailedLine** 4.0 Premium  
with FlowPlus hopper ring.






### Edged hopper

The edged shape of the hopper slows down the feed in its circular movement and supports vertical mixing. This reduces the mixing time and preserves the feed structure at the same time. In addition, the edged shape increases the hopper's stability and avoids overflow of the mixing hopper by optimizing the flow of the feed.


### FlowPlus – the special plus

The rounded FlowPlus hopper ring takes the feed from the top back down into the mixing process, thus ensuring clog-free working, even when processing round bales. It is installed in all SILOKING 4.0 models with 2 or 3 mixing augers as standard.



### Less wear – more security!

The gearboxes are 100 % oil-lubricated, which equates to very easy maintenance. The gearbox oil can be changed and filled up quickly and without any special tools via the big and transparent oil expansion reservoir.



### SILOKING 4-planet gearbox

The planetary gearbox has been developed exclusively and only for use in SILOKING Feed mixers. It has been designed for efficiency and long service life even with peak loads with a maximum torque of 52,000 Nm / 250 hp.





# Mixing matters

## It's the right hopper geometry that makes the difference

The perfect ratio between the hopper height and width and the appropriate mixing auger is at the beginning of the proper operation of the mixing unit. The SILOKING Hopper geometry and the turbo auger are aligned perfectly, which provides for short mixing times while preserving the feed structure in an optimal way. The optimal ratio of hopper : auger reduces the power requirement considerably.



## The perfect unit for breaking up round bales and mixing feed components

The inner area of the mixing unit is designed so that even round bales are broken up quickly and reliably. The design ensures complete emptying and therefore avoids clogging.



e. g. Premium 2218-22  
with 3 windings



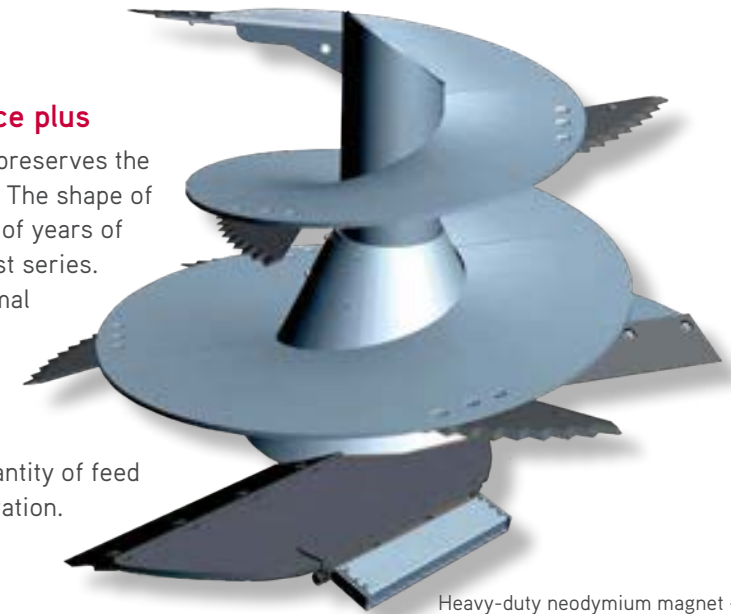
e. g. Premium 2218-20  
with 2.5 windings



e. g. Premium 2218-18  
with 2 windings

## The turbo auger – a SILOKING performance plus

A big auger with low speed preserves the structure and reduces wear. The shape of the turbo auger is the result of years of experience and extensive test series. The optimal lead offers optimal mixing characteristics and reduced power requirement. It rotates at a speed that can be described as gentle in spite of moving a high quantity of feed inside the mix with every rotation.



Heavy-duty neodymium magnet – reliably removes foreign materials from the feed.

## Two flights produce a more intensive mix result

Every turbo auger is equipped with a turbo flight as standard. It offers shorter mixing times and quick and regular emptying. In order to offer the cow safe and clean feed, a heavy-duty neodymium magnet can be mounted as an option. It removes metallic foreign materials from the feed.



Heavy-duty neodymium magnet in perfect position.

## Perfect loading of concentrates

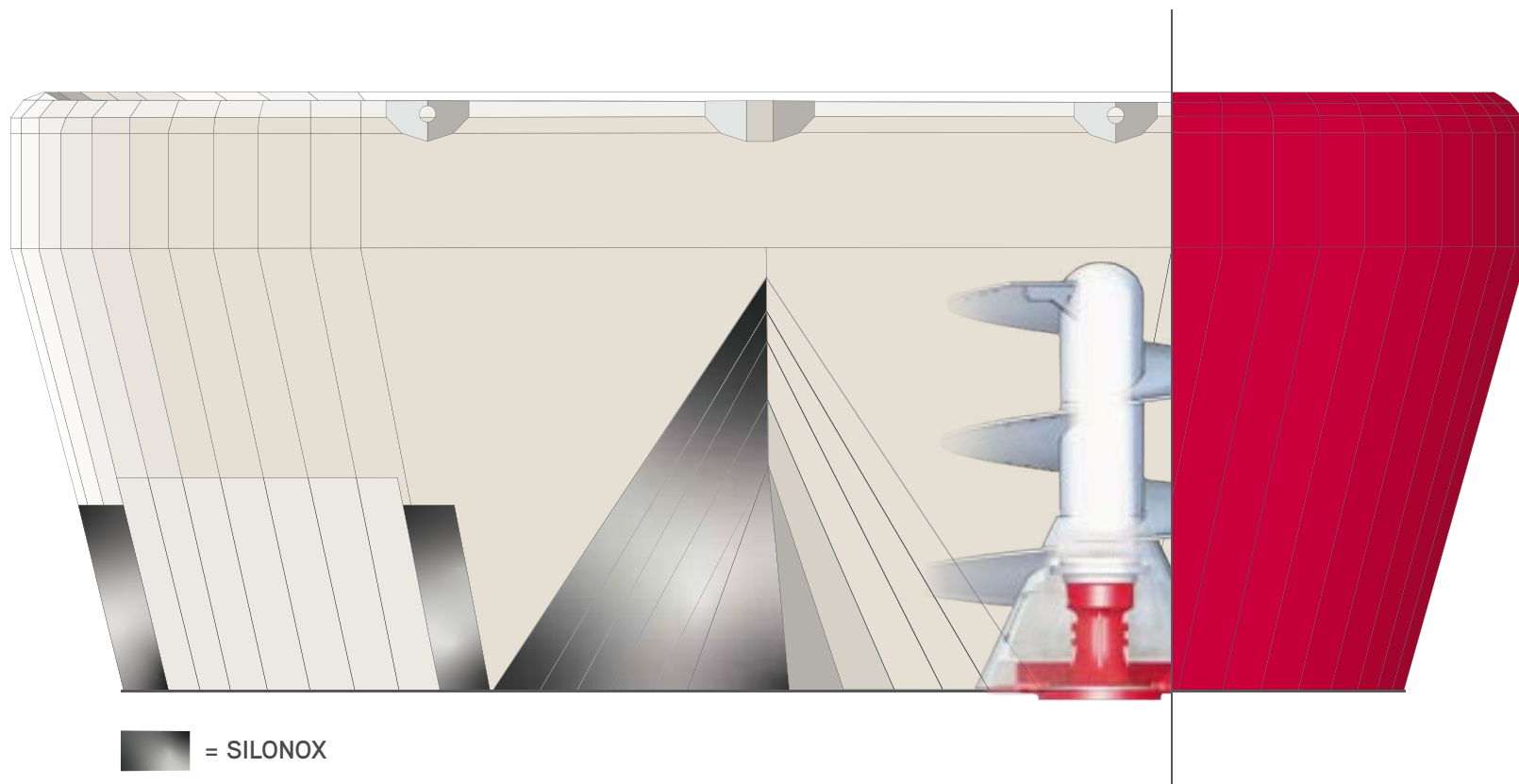
The flat and adjustable scraping bars made of SILONOX collect even concentrates from the hopper bottom and immediately include them into the mix, which makes it possible to add fine feed components any time.



Adjustable scraping bar made of SILONOX.



# SILONOX for highest requirements



Standard hopper




completely made of SILONOX  
(up to FlowPlus hopper ring)

increasing intensity of use

15 mm standard (St-52)  
up to 50 t (feed quantity/day)



**SILONOX Auger edge lining**  
15 mm standard (St-52)  
+ 6 mm SILONOX  
**= 21 mm theoretical  
total thickness**  
from 50 t (feed quantity/day)



**SILONOX Auger winding lining**  
15 mm standard (St-52)  
+ 6 mm SILONOX  
**= 21 mm total thickness**  
from 100 t (feed quantity/day)



## SILONOX – Durability factor >3

SILONOX is a particularly hard-wearing stainless steel alloy, acid-resistant and at the same time extraordinarily wear-resistant.

SILONOX is highly resistant to corrosion, acid and chemical degradation. It also shows excellent resistance to mechanical wear resulting from the mixing process. Strong welds ensure permanent tightness and secure joints – no acid can penetrate.

Compared to the S355 (St-52) steel normally used in the mixing hopper, the durability factor is >3, i.e. it has at least 3 times longer service life.

### SILONOX as standard

Those components of SILOKING Feed mixers that are subject to the highest degrees of frictional load are provided with wear-resistant plates made of SILONOX as standard. The wedge-shaped hopper recesses between the mixing augers as well as the areas on the sides of the discharge openings are provided with SILONOX Wear protection.


### For highest requirements

The SILONOX Wear protection minimizes wear even with high throughput quantities. This allows for the service life of the machine to be greatly expanded without requiring any retrofits.

For processing a compact TMR, the SILONOX option is also recommended due to the acid protection, even with a significantly lower tonnage per day.

The bearing part for transport  
and weighing system





### **Square-bar frame for accurate weighing**

The unique square-bar frame offers high stability and forms the basis for the torsion-resistant load cell casings.

Together with the special load cell casings, this offers perfect weighing accuracy, even on unlevel ground and when the mixing hopper is fully loaded.

### **Best processing for long life**

The cables of the weighing system are acid-resistant and they run tidily and safely in cable channels. A SILOKING quality feature for long life and consistently reliable operation of the machine.



### **Robust chassis – more payload & security**

A wide frame forms the basis for better driving stability, increased transport safety and exact weighing 365 days a year.



### **The load cell casing for pin-point weight determination**

On the side of the hopper, the load cells are in a specially developed cast casing so that the weight transfer is carried out at one point only. The distortion-free position of the load cells on the frame ensures maximum weighing accuracy.

# The SILOKING Cross conveyor belt

16  
SILOKING  
4.0



The cross conveyor belt produces a regular and wide feed swath for increased feed intake.

## The SILOKING Cross conveyor belt

A cross conveyor belt allows for depositing feed in a regular and wide feed swath, satisfying the cow's longing for loose feed presentation. Feed to be pushed in later remains fresh and the feed intake of the cows increases. For this benefit, SILOKING offers a unique, reliable and long-life cross conveyor belt.



### High conveying performance

SILOKING has used its many years of experience to develop the SILOKING Cross conveyor belt, a reliable and long-life PVC belt. The conveying slats of different heights offer high conveying performance. The belt produces a wide feed swath, is highly reliable and ensures clog-free transport.

As the slats are divided in the middle, the belt remains flexible even with different loads and is therefore reliable and low-wear. A profile strip welded inside ensures that the belt runs exactly straight.

### Double drive is better

Two drive motors mounted on the sides always drive the conveyor belt in the pulling direction, no matter which side discharge is carried out. Together with the scrapers inside, this design reduces wear to a minimum. The use of closed drive rollers, scrapers and a discharge scraper ensures highest operational reliability.

The chain coupling ensures power transmission from the hydraulic motor to the drive roller. It is designed for high torque load.



The conveyor belt is 800 mm wide and open on top, for quick transport of the feed. This guarantees clog-free and gentle feed discharge.



# The discharge options



The sliding cross conveyor belt ensures good feed discharge and greater distance from the feeding rack.



## Foldable conveyor belts on the discharge door

They reach under the hopper on the Premium models, thus ensuring transport of feed without losses. Available in different lengths.



## Foldable conveyor belts on the cross conveyor belt

For versatile and flexible use of the feed mixer. Available in different lengths.



### Heavy-duty discharge door with discharge chute

Equipped with two lift cylinders and an opening height of 80 cm, the mixing hopper can be emptied in a very short time, even with a high proportion of structure-rich components.




### Discharge door

The sharp SILONOX edge on the hopper bottom ensures that the discharge door closes tightly even if there is still feed in the mixing hopper.



### The perfect solution for any farm

Individual adaption to any situations. Here you can see a machine with a cross conveyor belt at front and two discharge doors at rear left and at rear right, displaced to the centre by ca. 400 mm.



### No interfering edge inside the mixing hopper

SILONOX mounted on the sides of the door opening closes flush with the discharge door on the hopper inside. Robust door guide even for extreme load and highly reliable function as there is no jamming while closing.

# SILOKING Data

SILOKING

TrailedLine  
Premium 2218

4.0

The control panel features a central color display with a blue background and white text. It shows the following information:

- Top left: Navigation arrows and a signal strength icon.
- Top center: "1/6 Rapeseed meal" with a green icon.
- Top right: A circular dial and a home button.
- Middle left: A large blue circle containing the number "269" and "kg" below it.
- Middle right: A large blue circle containing the number "917" and "kg" below it.
- Bottom: A row of navigation buttons including left and right arrows, a checkmark, and an "ESC" button.


## The standard of the future, with SILOKING today – and free of charge!

SILOKING Data is the system specially developed by and for SILOKING for combining feeding program and machine control. It also includes free use of the web-based Feeding Management Software – for planning and documenting all rations and feeding processes.



### Loading mode

Execute loading programs




### Unloading mode

Execute unloading programs



### Hydraulic functions

Control of hydraulic functions, such as open/close door, conveyor belt on/off, infinitely variable conveyor belt speed



## SILOKING Data T (Tractor control)

- ▶ Data radio terminal as option
- ▶ Programmable weighing system can also be used as adding weighing system
- ▶ Control of the weighing system from the loading vehicle via additional Data radio terminal and/or own smartphone or tablet is possible

## SILOKING Data E (Electro-hydraulic)

- ▶ 1 Data radio terminal as standard
- ▶ Control of hydraulic functions via Data radio terminal
- ▶ Programmable weighing system can also be used as adding weighing system
- ▶ Control of the weighing system from the loading vehicle via additional Data radio terminal and/or own smartphone or tablet is possible

# Documentation is a must!

## Feeding Management Software

Complete digital documentation of all feeding processes is a requirement of the future and has been a matter of course at SILOKING for years – i.e. included as standard equipment in all series 4.0 machines.

This also includes free use of the web-based Feeding Management Software for controlling and documenting rations, feed quantities, feed costs, mixing precision and many more parameters!



Use of SILOKING Feeding Management for management and documentation **free of charge**



Intelligent feed management



Web-based & device-independent application



Simple documentation & evaluation



Data protection & safety



Feeding group based ration



Full compatibility

# The best ration planning on the market!

## Advantages and functions

- ▶ Simple registration via the SILOKING Feeding Management website: [siloking.com/en/digital/siloking-feeding-management](http://siloking.com/en/digital/siloking-feeding-management)
- ▶ Web-based application with personalized user access
- ▶ Access from any end device via Internet browser. Offers flexible access from the office, the barn, at home or on holiday etc.
- ▶ You always work with the latest software version
- ▶ Thanks to the web-based application there is no need for manual updates
- ▶ Mobile data transfer between the weighing system and Feeding Management Software (optional) via SIM card



## Planning



- ▶ Easy creation and management of loading and unloading programs, including adjustment of dry matter content and prices



## Feeding



- ▶ Easy and intuitive data export and import via standard USB stick
- ▶ Detailed report indicating all loading and unloading processes



## Control



- ▶ Representation:
  - Loading accuracy
  - Easy archiving
  - Analysis



## Success



Keep an eye on costs!  
Save money.



## Low drag resistance and high manoeuvrability

- ▶ Compact design with straw ring in the hopper (standard)
- ▶ Low drag resistance, also suited for small tractors
- ▶ Ladder with platform, mounted on the frame
- ▶ SILOKING Data with Feeding Management Software free of charge (standard)
- ▶ SILONOX Wear protection on the discharge

# SILOKING TrailedLine 4.0 Compact

The compact all-rounder with hopper capacities from 7 m<sup>3</sup> to 14 m<sup>3</sup>

The SILOKING Compact is particularly suited for use with confined buildings.

It stands out for high manoeuvrability and low drag resistance. All models of the Compact model range are equipped with Data T as standard.



The robust underrun protection with integral lighting protects humans, animals and the machine in an optimal way by day and by night.



Cross conveyor belt at front and discharge door at rear centre.



With various discharge options, the feed mixer can be individually adapted to the farm conditions.

**TrailedLine 4.0 Compact** models are also ideal for breaking up round bales without problems.





## Welcome to the master class!

- ▶ FlowPlus hopper ring for clog-free breaking up of round bales
- ▶ Lots of discharge options for individual adaptations to the farm
- ▶ SILOKING Data with Feeding Management Software free of charge (standard)
- ▶ Height adaption through different hopper dimensions, axles and wheels
- ▶ SILONOX Wear protection on the discharge and on the wedge-shaped hopper recesses

# SILOKING TrailedLine 4.0 Premium 1814 / 2218 / 3022

The variable all-rounder for your requirements, with hopper capacities from 14 m<sup>3</sup> to 30 m<sup>3</sup>

## The Premium models meet any requirements

Choosing from different hopper heights, widths and tyres makes it possible to exactly adapt the machine to the passage heights and widths in the barn or to the maximum height of the loading vehicle.

The optimal ratio between the hopper geometry and the mixing auger is of major importance so that an increased hopper capacity also involves an increased number of auger windings. SILONOX Wear protection on the wedged-shaped hopper recesses and on the discharge door as well as SILOKING Data T belong to the standard equipment of all models.



## Modular for the perfect size

Due to the special hopper design, the models within the ranges differ only as far as the hopper height and the turbo auger height are concerned. The chassis and the drive remain unchanged as they are always designed for the maximum size.

FlowPlus hopper ring mounted as standard.



A tandem axle comes as standard in all models from **TrailedLine 4.0** Premium 3022-26 upwards (with steering axle or steering axle with forced steering as an option). It is optional for all other models.



The discharge door and the hopper wall are flush inside, thus improving the mixing efficiency and reducing the power requirement.





## Capacity and maximum payload in the spotlight!

- ▶ Special hopper design for special efficiency
- ▶ Robust 3-auger feed mixer for particularly high capacity
- ▶ SILOKING Data with Feeding Management Software free of charge (standard)
- ▶ FlowPlus hopper ring for clog-free breaking up of round bales
- ▶ Tridem axle with 2 steering axles from 40 m<sup>3</sup> upwards (standard)
- ▶ Heavy-duty tandem axle for use only on the farm premises (optional)
- ▶ Powershift gearbox (optional)



High capacity – one hopper filling feeds up to 300 cows.



**TrailedLine 4.0 System 1000+ 4535-40** with heavy-duty discharge doors.



Heavy-duty tandem axle 32 t with twin tyres for use only on the farm premises (optional).

## SILOKING TrailedLine 4.0 System 1000+ 3327 / 4535

The large-volume range for maximum feeding efficiency, with hopper capacities from 27 m<sup>3</sup> to 45 m<sup>3</sup>

**TrailedLine 4.0** System 1000+ is SILOKING's response to changing requirements in animal husbandry, placing the focus on time saving and precision.

### Developed for the needs of large farms

System 1000+ describes the concept of 3-auger feed mixing technology with large loading capacity, robust design, easy handling and long service life, ideal for use on large farms.

With the SILOKING tandem or tridem axle, the weight is distributed evenly between the rigid or steering axles. This meets special requirements for transport capacity and manoeuvrability.

A wide range of discharge options and conveyor belts from the **TrailedLine 4.0 Premium** model range are also available for the System 1000+.

### Maximum power of impact saves time and money!

The 3 vertical mixing augers provide quick and homogeneous feed mixing, which additionally saves diesel. Available with different hopper widths as well as hopper heights from 2.85 m, the System 1000+ is ideal for herds of 300 cows and more. Flexibility that always fits!

The models come with SILOKING Data T and SILONOX on the discharge and on the wedge-shaped hopper recesses as standard.





## The range for increased flexibility and efficiency!

30  
SILOKING  
4.0

- ▶ Distinctive conical 2-auger hopper shape for particularly low power requirement
- ▶ Compact design with low centre of gravity
- ▶ Quick breaking up of round bales and long-fibred feed
- ▶ SILOKING Data with Feeding Management Software free of charge (standard)
- ▶ FlowPlus hopper ring for clog-free breaking up of round bales

## SILOKING TrailedLine 4.0 Duo Avant 2014

Low drag resistance and quick mixing, with hopper capacities from 14 m<sup>3</sup> to 22 m<sup>3</sup>

Due to the optimized hopper geometry, combined with a particularly compact design, a considerably higher utilization of the hopper volume can be achieved. In addition, the Duo Avant offers low drag resistance and reliable function.



Discharge door at front right incl. retractable discharge conveyor chain (optional).



The big tyres exactly fit in the hopper waist.



The rounded FlowPlus hopper ring takes the feed from the top back down into the mixing process, thus ensuring clog-free working, even when processing round bales.

### Integrated weighing frame

Here too, the load cells of the weighing frame integrated into the chassis are not mounted in the frame, but on the frame instead. This way, they are given the torsion-resistant and robust characteristics of the SILOKING Square-bar frame – for exact weighing results at any moment of loading.

### Optimized mixing unit

The conical shape of the mixing hopper with adapted turbo auger allows for very quick and precise mixing of all feed components. It is a key feature ensuring perfect return even of long-fibred material to the bottom area of the mixing unit. Low drag resistance and high flexibility make the Duo Avant particularly efficient. The models come with SILOKING Data T and SILONOX on the discharge and on the wedge-shaped hopper recesses as standard.





## Quick mixing and lots of discharge options combined!

- ▶ Distinctive conical 3-auger shape for particularly low power requirement
- ▶ Quick mixing and cutting of long-fibred feed
- ▶ Quick breaking up of round bales with low power requirement
- ▶ SILOKING Data with Feeding Management Software free of charge (standard)
- ▶ FlowPlus hopper ring for clog-free breaking up of round bales

# SILOKING TrailedLine 4.0 Duo Avant 3227

Maximum capacity and low power requirement combined, with hopper capacities from 27 m<sup>3</sup> to 32 m<sup>3</sup>

This range combines high capacity with low power requirement. One hopper filling feeds at least 200 cows. The 3 vertical mixing augers provide quick and homogeneous feed mixing, which additionally saves time and diesel. Various discharge options adapt to the requirements in the barn.

## Efficiency for large farms

Due to the small diameter of the bottom plate and the conical hopper shape, the drive of the innovative 3-auger vertical feed mixer with 27 m<sup>3</sup> and 32 m<sup>3</sup> is already possible from approx. 130 hp drive power.

The machine starts without any problems even with a payload of up to 12 tonnes and after a long idle time. This is gentle on the tractor's drive.



Optimal also for a high percentage of grass.



Forced steering for excellent manoeuvrability (optional).



The models come with SILOKING Data T and SILONOX on the discharge and on the wedge-shaped hopper recesses as standard.



# SILOKING Vario®

## Efficient feed processing with the SILOKING Vario® continuously variable transmission for TrailedLine feed mixers

The focus is on continuous optimization of the feeding process to save working time and simultaneously lower feed costs. In this respect, the demand for large-volume 2- and 3- auger mixers is increasing. The innovative stepless gearbox from SILOKING for **TrailedLine** 4.0 models *System 1000+ 4535*, *System 1000+ 3327*, *Avant 3227* and *Premium 3022* feed mixers offers a response to this development.

Thanks to the greatly reduced starting torque, maximum protection is provided for the tractor's PTO clutch. The comfortable operation and user-friendly handling underline the benefits of this stepless technology, which is increasingly being used in tractors and other agricultural machinery.





### Always the optimal auger speed

The input speed of the stepless gearbox is 1,000 rpm and offers three preset mixing levels - for mixing, cutting, and emptying. This opens the door to top-feeding performance. Like the SILOKING self-propelled mixers, the auger speeds are already preset but can be adjusted individually as required.

The optimal auger speed can be selected flexibly, even directly from the loading vehicle. This function makes it possible, for example, to cut straw at the second speed „cutting“ at the beginning of the loading process. As soon as another feed component is added, one can switch to the slower mixing stage at the push of a button. The SILOKING Vario® is particularly convincing when it comes to emptying, with gentle starting of the augers right through to complete emptying.

### The advantages at a glance



Optimal auger speed  
= fast and efficient mixing



Smooth, jolt-free start  
= maximum driving comfort



SILOKING Vario® simply explained at [www.youtube.com/silokingfeeding](http://www.youtube.com/silokingfeeding)



Self-protection  
against overload



Perfect residual emptying



Smooth start protects  
the PTO clutch



# Individual solutions for your farm

SILOKING offers a whole range of additional equipment to meet any special requirements of the respective farm. Reliable function and correct adaption to the machine ensure reliability and comfortable work 365 days a year.



## SILOKING Straw blower

High-capacity straw blower with mechanical drive

The combination of mixing unit and straw blower allows for multiple use of the SILOKING Feed mixer. The high-capacity straw blower distributes even long-fibred material exactly and to distant places in the barn. The integrated stone trap between the mixing hopper and the blower avoids stone chipping in the barn. With the swivelling discharge chute, the straw can be guided precisely past barn posts, while fully maintaining the maximum discharge distance.



## SILOKING TwinLift

Sliding cross conveyor belt with automatic height adjustment

This conveyor belt can be slid hydraulically to either side, and the outer end is lifted automatically by up to 50 cm. It is also possible to slide the belt horizontally via simple lever operation. This system is characterized by two-sided feed discharge into high troughs.



## SILOKING Adding weighing system DG400

The adding weighing system is a basic equipment for the weighing function (optional for **TrailedLine** 4.0 models), which exactly displays the current weight during loading and unloading. As opposed to SILOKING Data, this weighing system is mounted on the feed mixer.



## SILOKING Programmable weighing system DG600

It is available as an option for **TrailedLine** 4.0 models. With the program function, the maximum performance of the herd can be reached through feeding.



## SILOKING Bedding belt

### Combination of feed discharge and large-distance bedding

The SILOKING Bedding belt offers the perfect combination for feed discharge and large-distance bedding of deep litter boxes and cubicle housings. Control of the bedding belt is carried out hydraulically, but it can also be carried out (electro-hydraulically) via SILOKING Data E as an option. As the bedding belt is swung under the cross conveyor belt, the vehicle width is not changed.



Reversing camera including high-resolution monitor.



Control unit with Bowden cable control.



Wide-angle drive shaft and lower linkage.

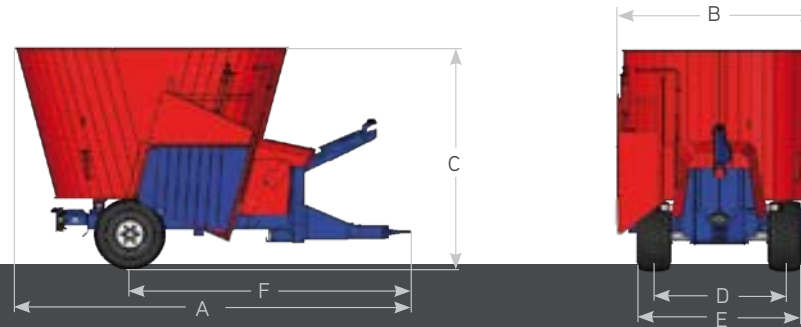


Hydraulic shift for 2-speed gearbox.

### Other options

- ▶ Infinitely variable control of conveyor belt speed
- ▶ Mechanical control unit with direct lever operation
- ▶ On-board power supply for the weighing system
- ▶ Mineral feed filling funnel
- ▶ Several tyre options to adapt the total height

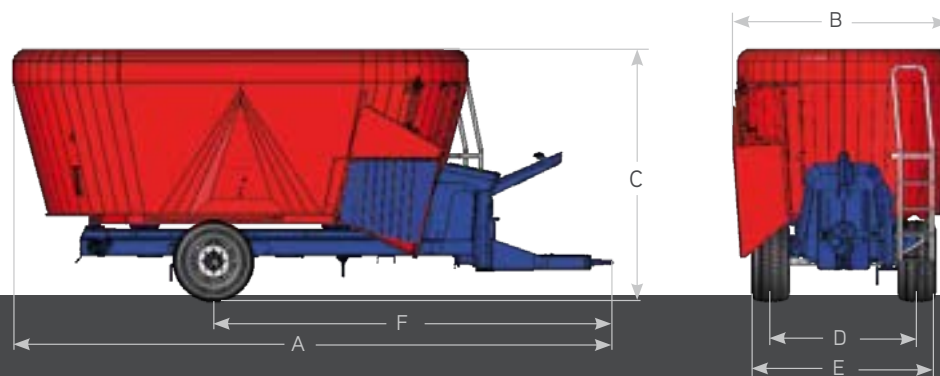
- ▶ Heavy-duty magnet on the turbo auger
- ▶ SILONOX Wear protection
- ▶ Various discharge options
- ▶ Special hopper dimensions for adaption to barn passages
- ▶ Hydraulic counter-blades
- ▶ Hydraulic jack
- ▶ and lots of other options



## Technical specifications

Model		Compact 7	Compact 8	Compact 8-T	Compact 9	Compact 10	Compact 10-T	Compact 12	Compact 14
A Length	mm	4.510	4.550	4.670	4.710	4.750	4.840	4.900	4.980
F Distance towing eye - axle	mm	3.250	3.250	3.250	3.250	3.250	3.390	3.390	3.390
B Width	mm	2.250	2.250	2.400	2.400	2.400	2.550	2.550	2.550
C Height*	mm	2.350	2.500	2.420	2.560	2.720	2.530	2.780	3.130
D Track width	mm	1.550	1.550	1.550	1.550	1.550	1.700	1.700	1.750
E Outer width of wheels	mm	1.880	1.880	1.880	1.880	1.880	2.030	2.030	2.250
Turbo auger		1	1	1	1	1	1	1	1
Auger windings		1,75	1,75	2	2	2,5	2	2,5	3
Adjustable XS knives		5	5	6	6	7	6	7	8
Turbo auger speed (PTO speed 540 rpm)	rpm	18/35	18/35	18/35	18/35	18/35	18/35	18/35	18/35
Capacity	m <sup>3</sup>	7	8	8	9	10	10	12	14
max. drawbar load	kg	1.500	1.500	1.500	1.500	1.500	1.500	1.500	1.500
max. total weight (technically) 15 km/h	kg	8.500	8.500	8.500	8.500	8.500	8.500	9.300	10.400
max. total weight (in D) 25 km/h	kg	8.500	8.500	8.500	8.500	8.500	8.500	8.500	9.500
Empty weight of basic machine	kg	3.350	3.450	3.750	3.850	3.950	4.200	4.350	4.650

\* lowest available height

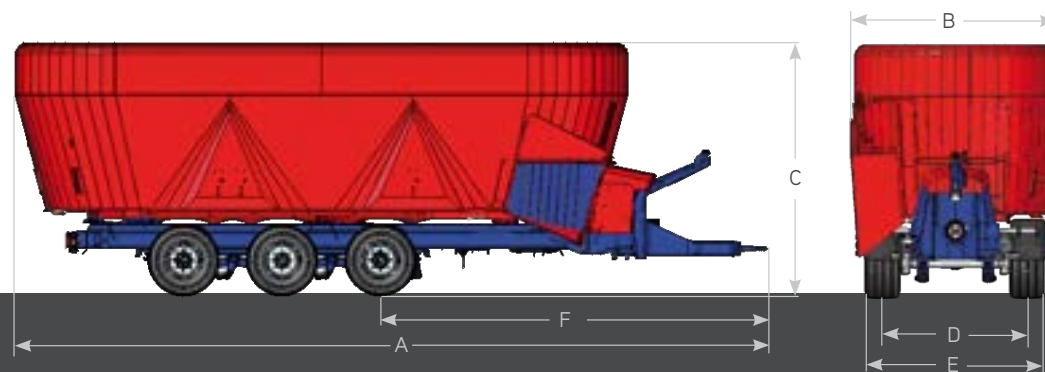


## Technical specifications

Model		Premium 1814-14	Premium 1814-16	Premium 1814-18	Premium 2218-18	Premium 2218-20	Premium 2218-22	Premium 3022-22	Premium 3022-24	Premium 3022-26	Premium 3022-28	Premium 3022-30
A Length	mm	6.650	6.650	6.650	7.100	7.100	7.100	7.450	7.450	7.450	7.450	7.450
F Distance towing eye - axle	mm	4.420	4.420	4.420	4.620	4.620	4.620	4.800	4.800	4.200**	4.200**	4.200**
B Width	mm	2.330	2.330	2.330	2.530	2.530	2.530	2.710	2.710	2.710	2.710	2.710
C Height*	mm	2.650	2.800	2.950	2.660	2.830	3.000	2.750	2.920	3.180	3.330	3.450
D Track width	mm	1.500	1.500	1.500	1.700	1.700	1.700	1.700	1.700	1.700	1.700	1.700
E Outer width of wheels	mm	1.950	1.950	1.950	2.150	2.150	2.150	2.150	2.150	2.150	2.150	2.150
Turbo augers		2	2	2	2	2	2	2	2	2	2	2
Auger windings		2	2,5	3	2	2,5	3	2	2,5	3	3	3,5
Adjustable XS knives		12	14	16	12	14	16	12	14	16	16	18
Turbo auger speed (PTO speed 540 rpm)	rpm	18/35	18/35	18/35	18/35	18/35	18/35	18/35	18/35	18/35	18/35	18/35
Capacity	m <sup>3</sup>	14	16	18	18	20	22	22	24	26	28	30
max. drawbar load	kg	2.000	2.000	2.000	2.000	2.000	2.000	2.000	2.000	2.000	2.000	2.000
max. total weight (technically) 15 km/h	kg	12.000	12.400	13.500	13.500	14.600	15.700	16.100	17.500	18.900	20.500	21.100
max. total weight (in D) 25 km/h - single axle	kg	12.000	12.000	12.000	12.000	12.000	12.000	12.000	12.000	--	--	--
max. total weight (in D) 25 km/h - tandem	kg	18.000	18.000	18.000	18.000	18.000	18.000	18.000	18.000	18.000	18.000	18.000
max. total weight (in D) 40 km/h - single axle	kg	10.000	10.000	10.000	10.000	10.000	10.000	10.000	10.000	--	--	--
max. total weight (in D) 40 km/h - tandem	kg	16.000	16.000	16.000	16.000	16.000	16.000	16.000	16.000	16.000	16.000	16.000
Empty weight of basic machine	kg	5.900	6.200	6.500	6.500	6.800	7.100	7.600	7.900	8.800	9.100	9.400

\* lowest available height \*\* with tandem axle

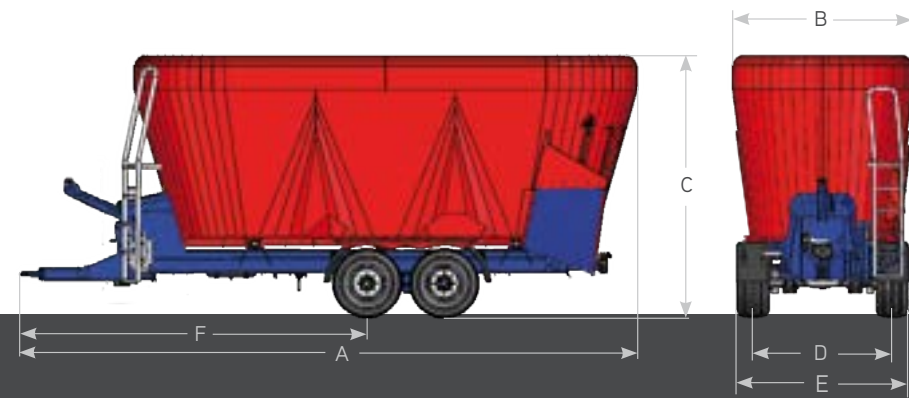
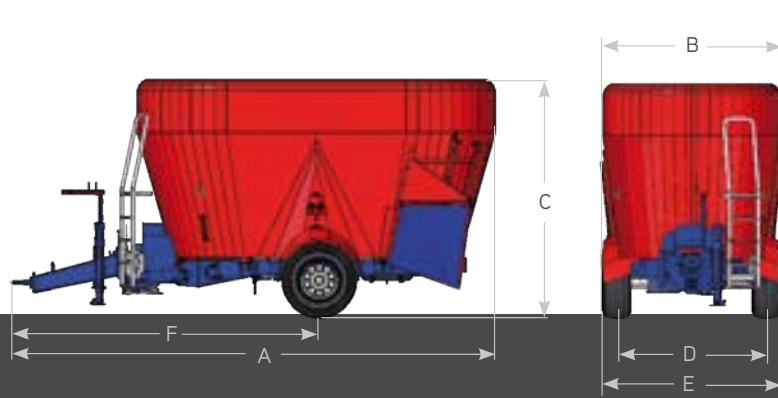
# Premium 1814 / 2218 / 3022



## Technical specifications

Model		System 1000+ 3327-27	System 1000+ 3327-30	System 1000+ 3327-33	System 1000+ 4535-35	System 1000+ 4535-40	System 1000+ 4535-45
A Length	mm	9.550	9.550	9.550	9.900	9.900	9.900
F Distance towing eye - axle	mm	5.100**	5.100**	5.100**	5.350**	4.950***	4.950***
B Width	mm	2.530	2.530	2.530	2.710	2.710	2.710
C Height*	mm	2.850	3.000	3.190	2.990	3.320	3.530
D Track width	mm	1.700	1.700	1.700	1.900	1.900	1.900
E Outer width of wheels	mm	2.150	2.150	2.150	2.350	2.350	2.350
Turbo augers		3	3	3	3	3	3
Auger windings		2	2,5	3	2	3	3,5
Adjustable XS knives		18	21	24	18	24	27
Turbo auger speed (PTO speed 1.000 rpm)	rpm	22/40	22/40	22/40	22/40	22/40	22/40
Capacity	m <sup>3</sup>	27	30	33	35	40	45
max. drawbar load	kg	2.500	2.500	2.500	3.000	3.000	3.000
max. total weight (technically) 15 km/h	kg	19.300	21.000	22.000	24.000	30.100	32.600
max. total weight (in D) 25 km/h	kg	18.000	18.000	18.000	18.000	27.000	27.000
max. total weight (in D) 40 km/h	kg	16.000	16.000	16.000	16.000	24.000	24.000
Empty weight of basic machine	kg	11.350	11.800	12.250	13.000	14.100	14.600

\* lowest available height \*\* with tandem axle \*\*\* with tridem axle



### Technical specifications

Model		Duo Avant 2014-14	Duo Avant 2014-16	Duo Avant 2014-18	Duo Avant 2014-20	Duo Avant 2014-22
A Length	mm	6.750	6.750	6.750	6.750	6.750
F Distance towing eye - axle	mm	4.320	4.320	4.320	4.320	4.320
B Width	mm	2.440	2.440	2.440	2.440	2.440
C Height	mm	2.640	2.740	2.950	3.160	3.360
D Track width	mm	2.050	2.050	2.050	2.050	2.050
E Outer width of wheels	mm	2.440	2.440	2.440	2.440	2.440
Turbo augers		2	2	2	2	2
Auger windings		2	2,5	3	3	3,5
Adjustable XS knives		12	14	16	16	18
Turbo auger speed (PTO speed 540 rpm)	rpm	18/35	18/35	18/35	18/35	18/35
Capacity	m <sup>3</sup>	14	16	18	20	22
max. drawbar load	kg	2.000	2.000	2.000	2.000	2.000
max. total weight (technically) 15 km/h	kg	11.000	12.000	13.000	14.000	14.000
max. total weight (in D) 25 km/h	kg	11.000	12.000	12.000	12.000	12.000
max. total weight (in D) 40 km/h	kg	8.000	8.000	8.000	8.000	8.000
Empty weight of basic machine	kg	5.400	5.600	5.800	6.000	6.300

### Technical specifications

Model		Duo Avant 3227-27	Duo Avant 3227-32
A Length	mm	8.450	8.450
F Distance towing eye - axle	mm	4.850	4.850
B Width	mm	2.500	2.500
C Height*	mm	3.200	3.480
D Track width	mm	1.900	1.900
E Outer width of wheels	mm	2.250	2.250
Turbo augers		3	3
Auger windings		3	3,5
Adjustable XS knives		24	27
Turbo auger speed (PTO speed 1.000 rpm)	rpm	22/40	22/40
Capacity	m <sup>3</sup>	27	32
max. drawbar load	kg	2.000	2.000
max. total weight (technically) 15 km/h	kg	20.600	23.000
max. total weight (in D) 25 km/h	kg	18.000	18.000
max. total weight (in D) 40 km/h	kg	16.000	16.000
Empty weight of basic machine	kg	9.800	10.200

\* lowest available height

# Duo Avant 2014

# Duo Avant 3227



Have you ever thought  
about a change?



# Why self-propelled?

## Time, precision, fuel requirement and comfort – four aspects for lasting success

Today's feed mixing technology primarily concerns some important factors for increasing efficiency: the amount of time and fuel required as well as feed input. Even during the creation of the mixed ration, a self-propelled feed mixer with self-loading saves up to 50 % time in

comparison to a trailed feed mixer with external loading via a front loader or farm loader. The fuel savings per tonne of loaded, mixed and discharged feed can also be substantial.

## Experience gained via more than 2,500 machines sold and operating confirms big savings

A comparison test of the Oldenburg Chamber of Agriculture (Landwirtschaftskammer) confirms: the filling, mixing, manoeuvring and discharging of feed mixes is significantly quicker when performed with a self-propelled machine. In comparison to an externally loaded model, it also achieves better fuel economy – per tonne of feed, the self-propelled variant requires almost 25 % less fuel.

## Precision for highest performance

According to the Saxon feeding expert Dr. Steinhöfel, feed loading deviations of 5 % on roughage and succulent feed, 10 % in concentrates, 25 % in mineral feed and 15 % for special feeds are to be expected. "These tolerances alone already cost 1.5 cents / kg or 135 € per cow per year. Since the differences often are considerably higher, money is surely being lost", says Dr. Steinhöfel. With the new self-propelled generation the calculated ration can be implemented extremely precisely and these differences can be minimized significantly, thus both feed costs reduction and a homogeneous, consistent ration for high performance can be guaranteed.

## Better mixes, fewer feed losses

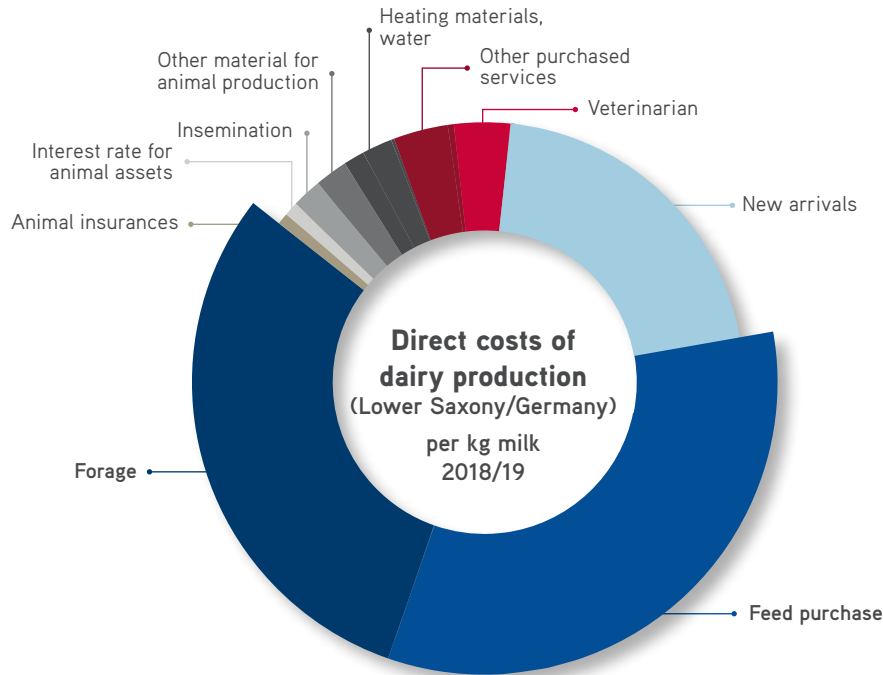
The self-propelled feed mixer is also of use for the feed itself. And this is true in several respects: the precise loading and mixing allows for the creation of significantly more homogeneous and reliable rations. The advantages of a firm and even cutting surface on the silo equates to less subsequent warming and minimized loss of material – not to mention the significantly reduced workload.



# SelfLine 4.0

# What speaks for the self-propelled?

Feed costs under control – important factor in daily work



Forage & concentrates account for:

- ▶ 40 - 60 % of the direct costs
- ▶ 46 % of the total costs

Source: Vollkostenauswertung Milch WJ 2018/19, LWK Niedersachsen



**< 0,5%**

**feed loss during feed loading**

compared to machines with external loading (5 %)



**> 25%**

**fuel savings**

compared to machines with external loading  
(acc. to Oldenburger Landwirtschaftskammer)

Example (**SelfLine Compact 1612-13** & 200 cows)  
Feed amount: 200 cows x 50 kg/day = 10 t/day  
Fuel savings 25 %:  
1,2 l/t x 25 % x 10 t/day = 3 l/day  
**Savings: 3 l/day x 365 = 1,095 l/year**



**little subsequent warming**

clean & firm cutting surface

up to 10 % DM losses through subsequent warming  
**milk loss/day: 940 l/ha feed**  
Source: Praxishandbuch Futterkonservierung,  
7. Auflage 2006, DLG Verlag, own calculation

## SILOKING SelfLine 4.0



## Time is efficiency



**> 50%**

**time saving**  
compared to machines  
with external loading

Example (4 mixes/day)  
time saving 50 %\*:  
50 min/mix x 50 % = 25 min (0.4 h)/mix  
4 mixes x 0.4 h x 365 days = 584 h/year

**Savings: 20 €/manh x 584 h = 11,680 €/year**



**30%**

**more daily output**

20 % of the full costs are personnel costs  
working time gained for other activities  
on the farm



1 man : 1 machine

## Precision is efficiency



**> 98-99%**

**loading precision**  
compared to machines with  
external loading (85 - 95 %)

Example (**SelfLine Compact 1612-13** & 200 cows)  
Feed amount: 200 cows x 50 kg/day = 10 t/day  
Ø deviation 10 %\*:  
10 t x 10 % x 100 €/t TMR = 100 €/day

**Savings: 100 €/day x 365 = 36,500 €/year**

\* Average values based on SILOKINGs' experience.



# What speaks for the self-propelled?

Cab & control – a first-class workplace



**ergonomic workplace**  
with increased space

7"-display

3-way adjustable  
steering column

driver's seat with air  
suspension and integrated  
multifunctional armrest



**comfort & all-round cab**

low & wide entry  
180° excellent all-round visibility



heating & automatic climate control



66.9 dB(A)



interior lighting

## SILOKING SelfLine 4.0

## Focus on the cow



**increase in milk yield & high animal health**



exact weighing results  
< 1% deviation with maximum load



highest mixing accuracy



perfect swath discharge



**Quantity and composition of the daily ration are constant!**



### When is the change particularly recommended?

- ▶ the more components
- ▶ the more expensive the working hours
- ▶ the more performance groups
- ▶ the more expensive the components
- ▶ the longer the ways
- ▶ the more concentrate components
- ▶ the more compacted the (grass) silages
- ▶ the more silos
- ▶ the more farms



## Top partnership for maximum success



### SILOKING Service and spare parts

- ▶ 24-h availability / 7-day week
- ▶ Area-wide and quick service



### Service Partner

- ▶ Audited by SILOKING
- ▶ Trained know-how
- ▶ High parts availability on site

**SILOKING** simply  
intelligent  
feeding

[www.siloking.com](http://www.siloking.com)



Your SILOKING Partner

SILOKING Mayer Maschinenbau GmbH  
Kehlsteinstraße 4 | 84529 Tittmoning | Germany  
Phone +49 8683 8984-0 | E-Mail [info@siloking.com](mailto:info@siloking.com)



Illustrations may include special equipment, subject to errors and modifications.